



SL SERIES

Single Bag Filter Housings

- Side Line Bag Filter Housing
- ASME Design/Industrial Design
- Universal

Economic multi-purpose, ASME code and non-code designed housings.



SUITABLE USES



Air & Gas



Desalination



Coolant



Water



Electronics



Coatings



Oil & Gas



Chemical



Pulp & Paper



Power



Marine



Equipment

MEDIA Accepts 1 single (P1) or double length (P2) bag filter.

CONFIGURATION Side in/bottom out.
*Other configurations available.**

DESIGN PRESSURE /TEMPERATURE 150psig (10.3bar) @ 400°F (204.4C)

AVAILABLE FINISHES Vessels available in carbon steel, stainless steel 304 or 316. Also available in LDX2101, C276, AL6XN, 2205, 2507 & Monel 400.

ADDITIONAL FEATURES Available in swing bolt closure design

Fischer-Robertson, Inc.
3890 Symmes Road, Hamilton, OH 45015
ph 513-860-3445 fx 513-860-4744
www.fischer-robertson.com

SL SERIES

Single Bag Filter Housings

- Side Line Bag Filter Housing
- ASME Design/Industrial Design
- Universal



HOUSING SPECIFICATIONS

Inlet/Outlet	2" Flange - 3" Flange 2" - 3" 150# NPT
Inlet/Outlet Connection Types	FNPT Flange Ferrules
Clean Drain	½" NPT
Vent	½" NPT
Gauges	½" NPT
Basket	⅛" on ⅜" perforated plate *Other basket options available
Certifications	U, UM, CE, NB, CRN

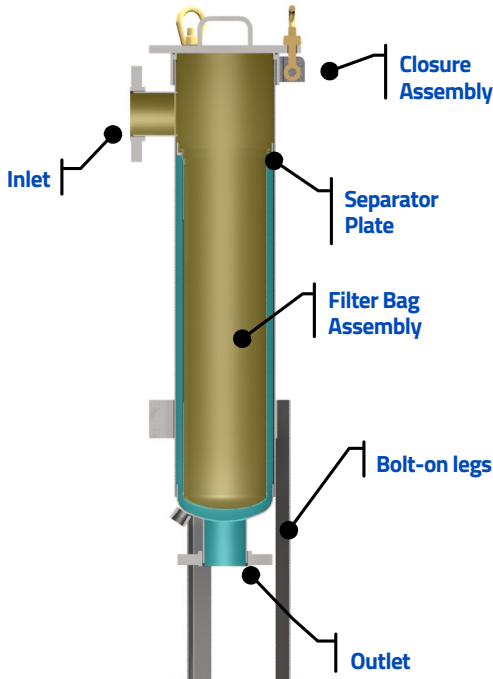
MODEL FLOW RATES

Model	Bag Size	Flow Rate (GPM)
SL111-2P	1	110
SL111-2F	1	110
SL111-3P	1	240
SL111-3F	1	240
SL112-2P	2	110
SL112-2F	2	110
SL112-3P	2	240
SL112-3F	2	240

Flow rates are based on water at 2psid through empty housing with basket. Actual flow rate is dependant on fluid viscosity, micron rating, and media type. For actual flow rates based on your process, please contact Fil-Trek Corporation.

MATERIAL OF CONSTRUCTION

Material of Construction	Max. Operating Pressure (psi @250°F)	Max. Design Temp
Carbon Steel	150 psi (10.3bar)	400°F (204.4°C)
304 Stainless Steel	150 psi (10.3bar)	400°F (204.4°C)
316 Stainless Steel	150 psi (10.3bar)	400°F (204.4°C)



Fischer-Robertson, Inc.
3890 Symmes Road, Hamilton, OH 45015
ph 513-860-3445 fx 513-860-4744
www.fischer-robertson.com

SL SERIES

Single Bag Filter Housings

- Side Line Bag Filter Housing
- ASME Design/Industrial Design
- Universal



HOUSING OPTIONS

*Indicates standard configuration

Configuration	(-) – Side in/Bottom out*
Options	A – Side in/side out D – Side in/out Same Side
Basket	(-) – 1/8" on 3/16" perforated basket*
Options	MB ___ – Mesh lined basket (insert mesh size in blank space)
Finish	(-) – Paint "National Blue" (std for CS)*
Options	(-) – Bead Blast (std for SS304/SS316)* EP1 – Electro polish Inside/Outside EP2 – Inside only EP3 – Outside only PP – Passivation
O-Ring	(-) – Buna-N*
Options	ED – EPDM VI – Viton SI – Silicone TEV – Teflon encapsulated Viton

Accessories	Direct Reading Gauge DP Gauge Safety Relief Valves Vent Valves Drain Valves Air Eliminator Omega Springs Balloon/Liquid Displacer Bag Magnets
--------------------	---

MODEL DIMENSIONAL DETAILS

Model	Weight (lbs)	A	B	C
SL111-2P	65	21 1/8"	6"	37 3/16"
SL111-2F	65	21 1/8"	8"	37 3/16"
SL111-3P	65	21 1/8"	6"	37 3/16"
SL111-3F	65	21 1/8"	8"	37 3/16"
SL112-2P	75	34 7/8"	6"	50 3/4"
SL112-2F	75	34 7/8"	8"	50 3/4"
SL112-3P	75	34 7/8"	6"	50 3/4"
SL112-3F	75	34 7/8"	8"	50 3/4"

Dimensions above are based on standard configuration 'C', side in-bottom out. Contact factory for weights and dimensions for all other model configurations

CONFIGURATION OPTIONS

Style A

Side in/Side out

Style C

Side in/Bottom Out
SL Standard Design

Style D

Side in/Side Out
Same side

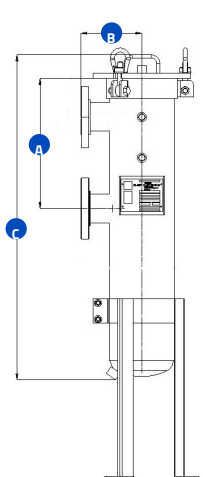
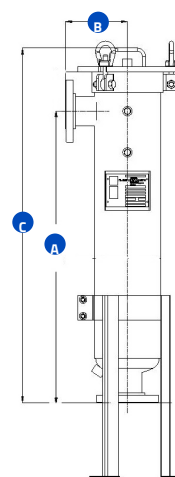
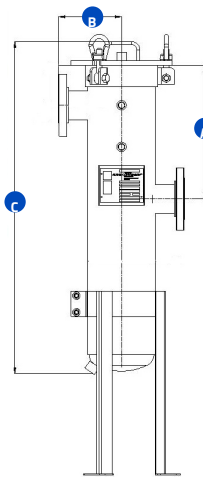


CHART LEGEND

- A** INLET TO OUTLET
- B** CENTRE TO FACE
- C** OVERALL LENGTH



Fischer-Robertson, Inc.
3890 Symmes Road, Hamilton, OH 45015
ph 513-860-3445 fx 513-860-4744
www.fischer-robertson.com

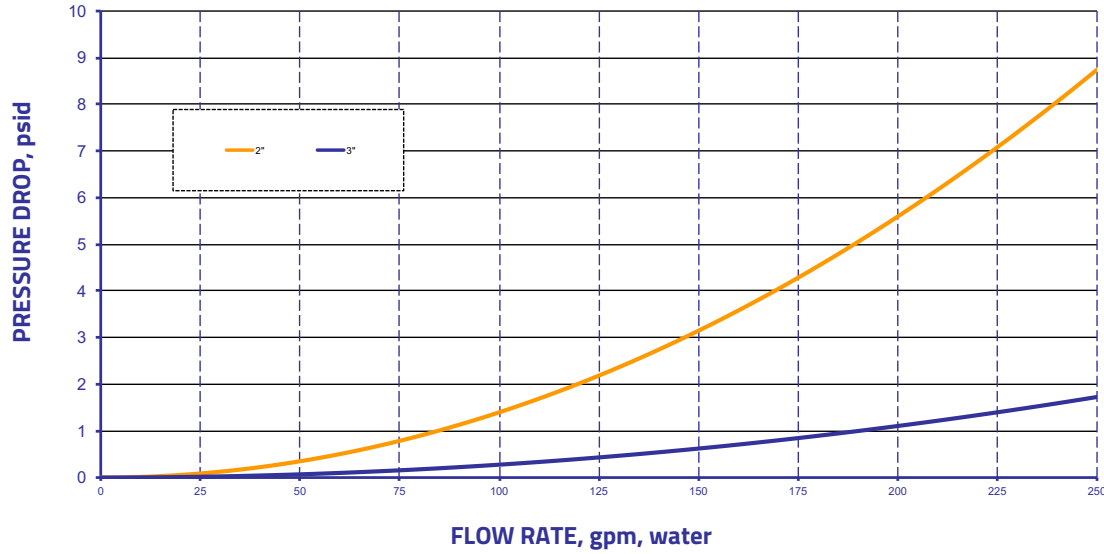
SL SERIES

Single Bag Filter Housings

- Side Line Bag Filter Housing
- ASME Design/Industrial Design
- Universal



FLOW CHARTS



PRODUCT NOMENCLATURE

S4	SL	1	12	3F	SW	-
MATERIAL	MODEL	# OF BASKETS	BASKET LENGTH	CONNECTION TYPE	CLOSURE STYLE	OPTIONS
(-) - CARBON S4 - SS304 S6 - SS316	SL - ASME CODE ESL - NON ASME	1	11 - SIZE 1 12 - SIZE 2	2P - 2" NPT 2F - 2" FLANGE 3P - 3" NPT 3F - 3" FLANGE	SW - SWING BOLT	See "Housing Options" for options

NOTE: The SL series in an ASME code stamped housing. This vessel is also available in an industrial non-code design.



Fischer-Robertson, Inc.
3890 Symmes Road, Hamilton, OH 45015
ph 513-860-3445 fx 513-860-4744
www.fischer-robertson.com